



QS 3200

Specifications

For additional information and requirements that apply to all VUTEk printers regardless of model, please see VUTEk's *VIP Guide*.

Size and weight

The crated and uncrated specifications for the QS 3200 printer are shown below. The unwinder/rewinder ships with the printer and is included in the dimensions shown below.

Crated

Height	89.0 inches	(226.0 cm)
Width	242.0 inches	(614.7 cm)
Depth	73.0 inches	(185.4 cm)
Weight	8328.0 lbs.	(3777.5 kg)

Uncrated

Height	61.0 inches	(154.9 cm)
Width	231.0 inches	(586.7 cm)
Depth	64.0 inches	(162.6 cm)
Weight	5405.0 lbs.	(2451.7 kg)

Attachments

Input/output table

Crated

Height	5.0 inches	(12.7 cm)
Width	130.0 inches	(330.2 cm)
Depth	54.0 inches	(137.2 cm)
Weight	95.0 lbs.	(43.1 kg)

QS 3200 Specifications

Uncrated

Height	38.0 inches	(91.4 cm)
Width	130.0 inches	(330.2 cm)
Depth	54.0 inches	(137.2 cm)
Weight	90.0 lbs.	(40.8 kg)

Floor space

The QS 3200 requires adequate floor space to allow it to be operated and loaded and unloaded safely.

The following table shows the minimum floor space required for the QS 3200 printer, as well as the additional space required for removing and curing the printed media.

Area

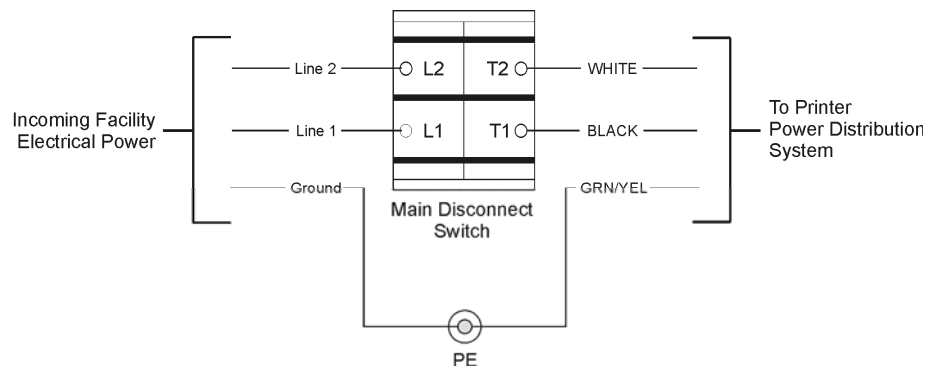
Minimum	30.0 x 25.0 feet	(9.2 m x 7.6 m)
Additional	30.0 x 40.0 feet	(9.2 m x 12.2 m)

Power

Because of variances in local codes, power cables are *not* included with the printer and must be supplied by the customer. Size shall be determined by local code requirements.

A licensed electrician should ensure that your printer's dedicated power source meets your printer's requirements.

VAC, 50/60 Hz, single-phase	200 – 240
Peak rated current	70 Amps
Peak power consumption	16 kW
Continuous power consumption	11 kW



Single-phase electrical configuration

Compressed air

Minimum	95 psi at 4 cf/m	6.7 kgf/cm ²
Maximum	150 psi	10.5 kgf/cm ²

Environmental

VUTEk does *not* supply a ventilation system for your VUTEk digital printing system. However, VUTEk does require a ventilation system be installed for extracting the ozone, ink particles, solvent fumes, and heat from the printing area.

Customers must maintain the following environmental conditions for the printer and the area in which it is installed.

Volume (at exhaust collar)	500 cf/m (14.2 m ³ /min)
Maximum under hood temperature	104° F (40° C)
Ambient room temperature	68° F – 85° F (20° C – 30° C)
Relative humidity (non-condensing)	30% – 80%
Inches of water	1.5 – 2.0 inches (38 – 55 mm)
Exhaust collar outside diameter (x2)	10.25 inches (26.0 cm)

Emissions

The following emissions information will help your HVAC engineer when designing your printer’s ventilation system.

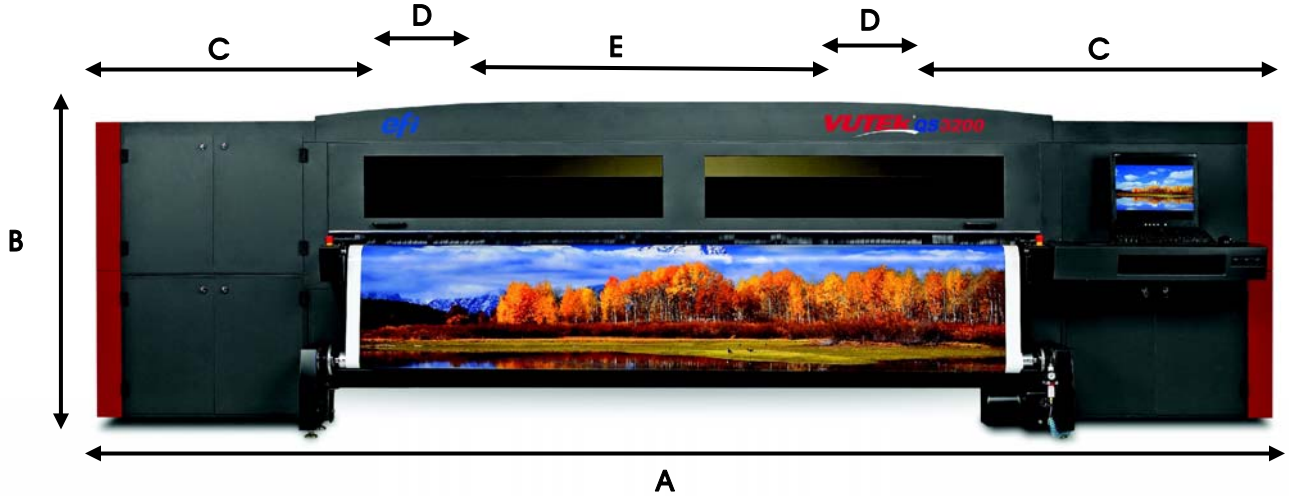
VOC emissions

Lbs. of VOC/gallon of ink	0
Lbs. of VOC/hour at printer’s max. speed	0
Lbs. of VOC/liter of ink	0
Maximum ink consumption (liters/hour)	1.4
Ozone	tbd
Particulate (mg per liter of ink)	1600
Heat (kw, maximum)	6

QS 3200 Specifications

Printer dimensions


Illustrations of the QS 3200 showing its dimensions and an example of a typical QS 3200 installation floor layout are provided below.



Key: QS 3200 (front)

A	Width (overall)	231.0"	586.7 cm
B	Height	61.0"	154.9 cm
C	Side to vent	63.0"	160.0 cm
D	Exhaust vent outside diameter (2 x)	10.25"	26.0 cm
E	Between vents	40.5"	102.9 cm

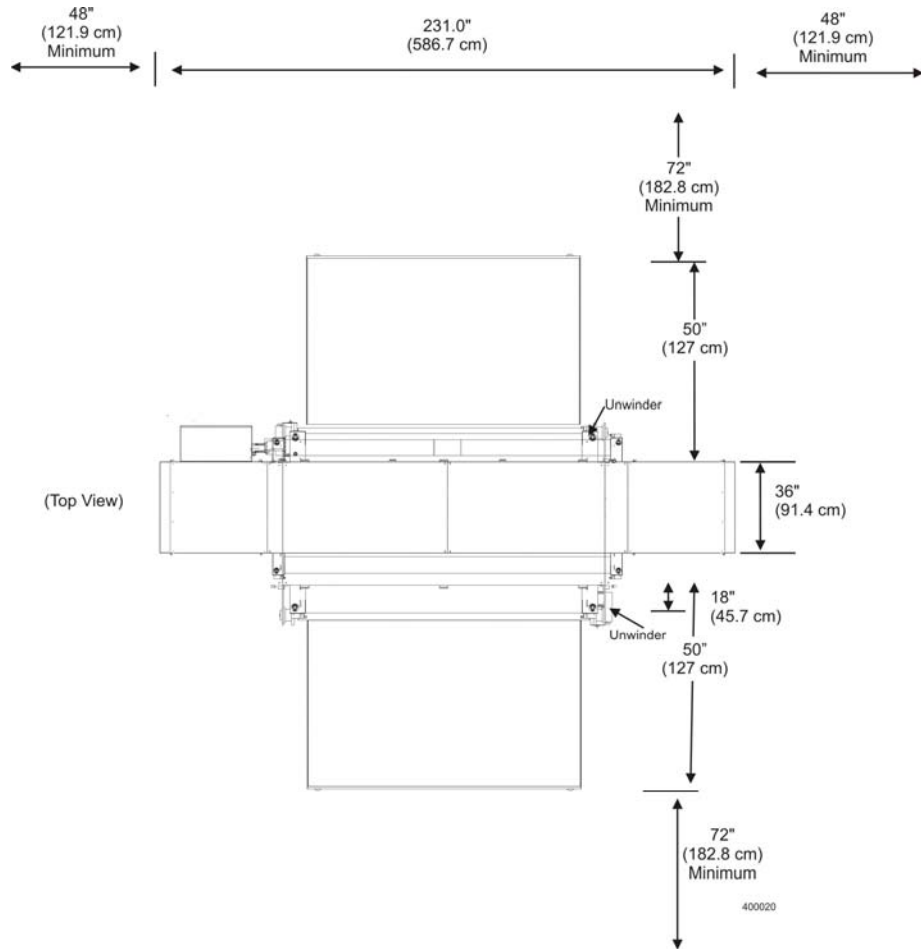
QS 3200 Specifications



Key: QS 3200 (right side, bottom cover removed)

A	Depth (chassis only)	36.0"	91.4 cm
B	Monitor shelf	14.0"	35.6 cm
C	Winders (each side)	15.0"	38.1 cm
D	Depth (overall)	65.0"	165.1 cm

QS 3200 Specifications



QS 3200 floor layout

The dimensions shown in this floor layout are calculated based on using 4' x 8' (1.2 m x 2.4 m) sheets of rigid media. If you plan to print on larger (longer) rigid media, be sure to allow additional space at the front and rear of the printer.

- end -